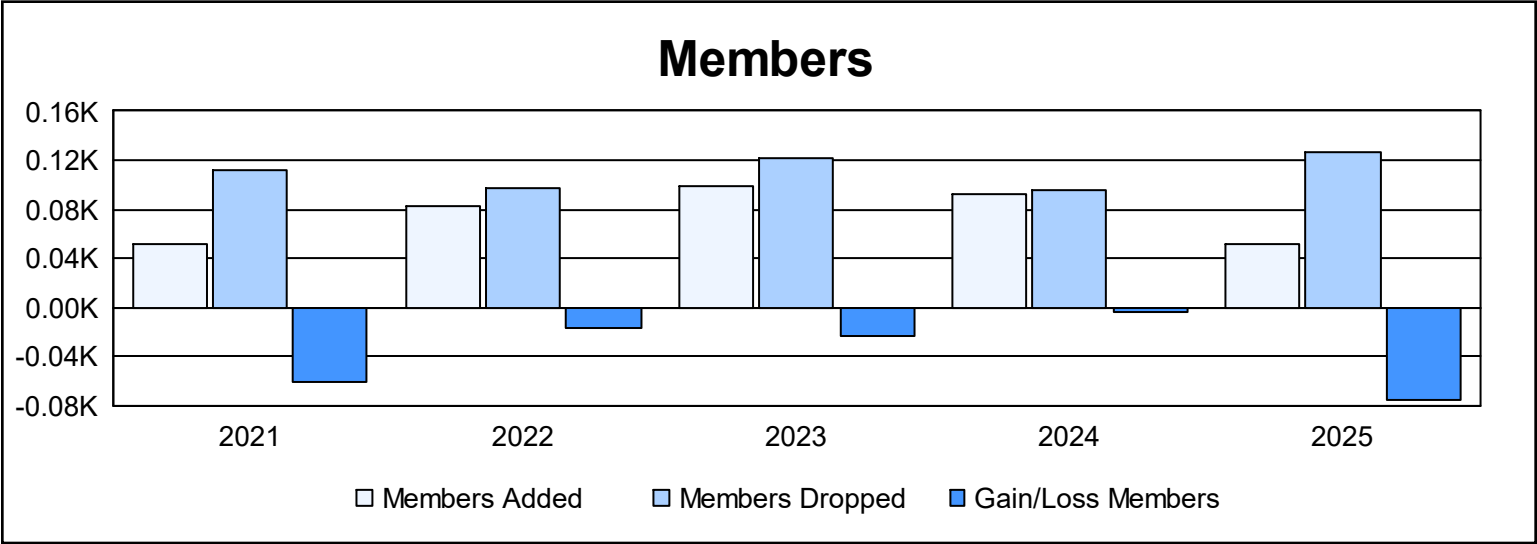
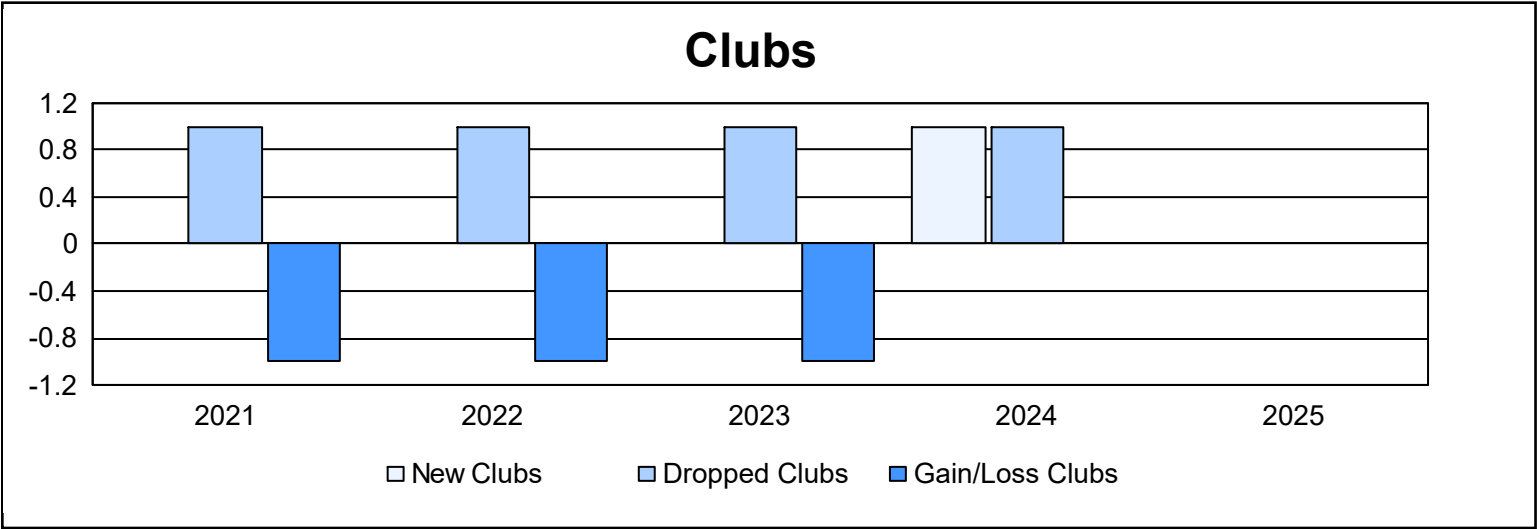
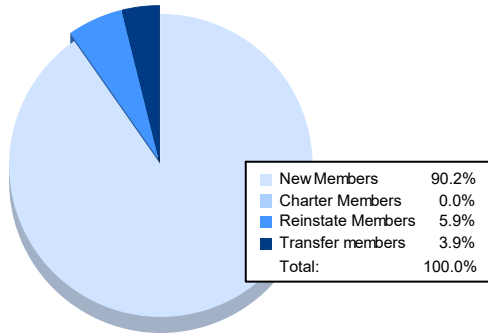


| Year | New Clubs | Dropped Clubs | Gain/ Loss Clubs | New Members | Charter Members | Reinstate Members | Transfer Members | Total Member Added | Total Members Dropped | Gain/ Loss Members |
|-----------|-----------|---------------|------------------|-------------|-----------------|-------------------|------------------|--------------------|-----------------------|--------------------|
| 2020-2021 | 0 | 1 | -1 | 48 | 0 | 2 | 2 | 52 | 112 | -60 |
| 2021-2022 | 0 | 1 | -1 | 74 | 0 | 3 | 5 | 82 | 98 | -16 |
| 2022-2023 | 0 | 1 | -1 | 73 | 7 | 2 | 17 | 99 | 122 | -23 |
| 2023-2024 | 1 | 1 | 0 | 71 | 20 | 2 | 0 | 93 | 96 | -3 |
| 2024-2025 | | | | 46 | 0 | 3 | 2 | 51 | 127 | -76 |
| Average | 0 | 1 | -1 | 62 | 5 | 2 | 5 | 75 | 111 | -36 |



Membership Composition June 2025 Cumulative



Gender Composition June 2025 Cumulative

